








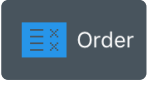









PowerChart Touch for iOS Mobile Devices

<p>Log in</p> 	<p>Follow these Instructions:</p> <p>Tap the PowerChart Touch icon on your device Log into app with your PowerChart username & password</p>						
<p>Ambulatory Organizer</p>  <p>Patient Lists</p>  <p>Patient Search</p> 	<ul style="list-style-type: none"> Select the the Ambulatory Organizer icon to view Outpatient Filter using:  List Day Week Month Select the Patient Lists icon to view Inpatient Filter using:  Lists Select Patient to complete an individual search 						
<p>Patient Banner Bar</p>	<div style="background-color: #0070C0; color: white; padding: 5px;">  ZTEST, COUGAR UH DO NOT USE MRN: 45-76-53-74-5 58 years F DOB: 3/20/60 </div> <p>Tap the Banner Bar to view:</p> <table border="0" style="width: 100%;"> <tr> <td style="width: 33%;">Patient Demographics</td> <td style="width: 33%;">Care Team</td> <td style="width: 33%;">Family Contacts</td> </tr> <tr> <td>Encounter Details</td> <td>Insurance Information</td> <td>Preferred Pharmacy</td> </tr> </table>	Patient Demographics	Care Team	Family Contacts	Encounter Details	Insurance Information	Preferred Pharmacy
Patient Demographics	Care Team	Family Contacts					
Encounter Details	Insurance Information	Preferred Pharmacy					
<p>Chart Review</p> 	<p>Table of Contents:</p> <ul style="list-style-type: none"> My Last Note Chief Complaint Documents Vitals Intake & Output Problems* Allergies Visit List Labs/ Diagnostics/ Pathology Media Gallery*  Immunizations Social History/ Family History/ Procedure History <i>Can be updated within PowerChart Touch*</i> <table border="1" style="margin-left: auto; margin-right: auto;"> <thead> <tr style="background-color: #92D050;"> <th>Free Text Fields*</th> </tr> </thead> <tbody> <tr><td>Subjective/ HPI</td></tr> <tr><td>Review Of Systems</td></tr> <tr><td>Objective/ PE</td></tr> <tr><td>Assessment/ Plan</td></tr> </tbody> </table>	Free Text Fields*	Subjective/ HPI	Review Of Systems	Objective/ PE	Assessment/ Plan	
Free Text Fields*							
Subjective/ HPI							
Review Of Systems							
Objective/ PE							
Assessment/ Plan							
<p>Review, Place, and Sign Orders</p> 	<p>Tap Order icon to view orders section</p> <p>Select  to Add orders Tap Folders to view Favorites Tap  to view missing Order Details Select Sign complete Orders</p> <p>Swipe Left to Remove/Discontinue an Order</p>						
<p>Dynamic Documents</p> 	<p>Tap Document icon to view Note Manager In Progress lists all Dynamic Documentation notes in a <i>Preliminary</i> state</p> <p>Sort Note Templates using:  Favorites(9) All(34)</p> <ol style="list-style-type: none"> Tap a Template to create a new Dynamic Document Add information using the keyboard or Dragon Mic icon  Save/Submit, Save, or Sign notes 						
<p>Things to Note</p>	<p>Dragon Mic OFF: </p> <p>Dragon Mic ON : </p> <p>Press & Hold (3 sec) mic icon to view a list available commands & manage auto texts</p>						