
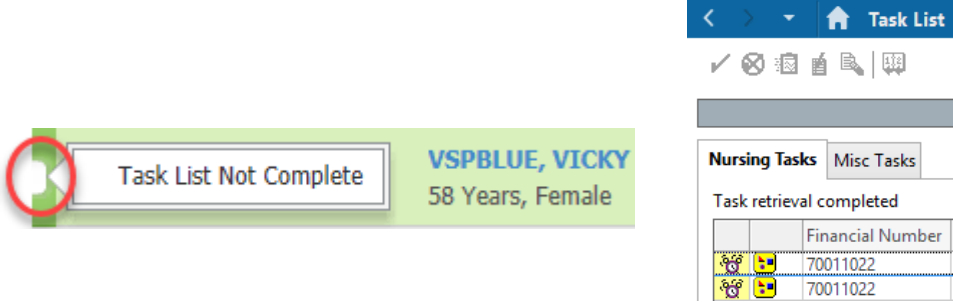
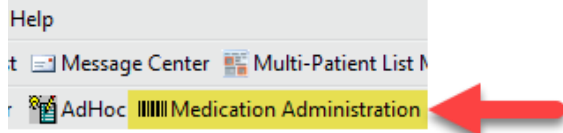

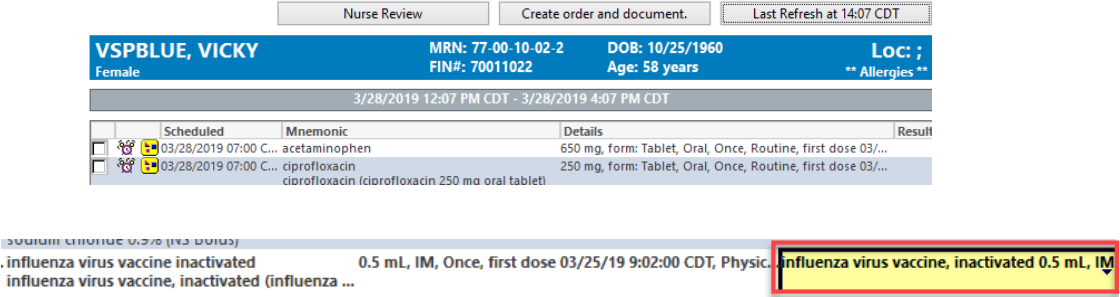



Scanning and Documenting the administration of *Patient's Own Meds*

<p>1. Review Office Medication Orders</p>	<p>The order details for the administration of a medication brought in by the patient must be marked as <i>Patient's Own Meds</i>.</p>
<p>1a. If there are no current <i>office orders</i> for the medication:</p>	<p>Set your PowerOrders list filter for Office Orders and Search for the medication</p>  <p>Ensure that <i>Patient's Own Med</i> field is marked YES in the medication order details, complete any required fields* then sign the order</p> <p>Patient's Own Meds: <input checked="" type="radio"/> Yes <input type="radio"/> No</p>
<p>1b. If the current medication order does NOT include <i>Patient's Own Med</i> in the details:</p>	<p>Right-click on the medication order and select Modify, complete the Communication details</p> <p>Ensure that <i>Patient's Own Med</i> field is marked YES in the medication order details, then click Orders for Signature, and then click Sign</p> <p>Patient's Own Meds: <input checked="" type="radio"/> Yes <input type="radio"/> No</p>
<p>2. Access the Nursing Tasks List directly via the Ambulatory Organizer or by opening the Patient's chart</p>	
<p>3. Click on the Medication Administration button in the toolbar</p>	
<p>4. Scan the patient's barcode</p>	
<p>The medication(s) to be given will appear in the window</p> <p>5. Scan the barcode on the medication(s) and complete the required fields as needed</p>	
<p>6.</p>	<p> Administer all Medications <i>prior</i> to clicking Sign</p>

7. After all the medications have been administered and no required fields remain, click **Sign**

Scheduled	Mnemonic	Details
<input checked="" type="checkbox"/>	03/28/2019 07:00 C... acetaminophen	650 mg, form: Tablet, Oral, Once, Routine, first dose 03/...
<input checked="" type="checkbox"/>	03/28/2019 07:00 C... ciprofloxacin ciprofloxacin (ciprofloxacin 250 mg oral tablet)	250 mg, form: Tablet, Oral, Once, Routine, first dose 03/...
<input checked="" type="checkbox"/>	03/28/2019 07:00 C... EPINEPHrine-lidocaine EPINEPHrine-lidocaine (lidocaine-EPINEPHrin...	1 mL, form: Injection, Subcutaneous, Once, first dose 03...
<input checked="" type="checkbox"/>	03/28/2019 07:00 C... sodium chloride 0.9% sodium chloride 0.9% (NS Bolus)	1,000 mL, IVPB, Once, first dose 03/18/19 7:28:00 CDT, P...
<input checked="" type="checkbox"/>	03/28/2019 13:47 C... influenza virus vaccine inactivated influenza virus vaccine, inactivated (influenza ...	0.5 mL, IM, Once, first dose 03/28/19 13:47:00 CDT, Phys...

3 of 3

Back Sign

Patient's Own Meds will be viewable in the order details in the *MAR* and *MAR Summary*

<
>
⏪
⏩
🏠
MAR

.All Medications (System)

...

Show All Rate Change Docu...

Medications	01/12/2021 12:23 CST
Scheduled	
<input checked="" type="checkbox"/> Scheduled	40 mg
<input checked="" type="checkbox"/> Unscheduled	Not given within 5 days.
<input checked="" type="checkbox"/> PRN	
<input checked="" type="checkbox"/> Continuous Infusions	

Scheduled <input checked="" type="checkbox"/> <input checked="" type="checkbox"/> <input checked="" type="checkbox"/> <input checked="" type="checkbox"/>	<div style="font-weight: bold; margin-bottom: 5px;">40 mg</div> <div style="font-size: 0.9em; margin-bottom: 5px;">Not given within 5 days.</div>
methylPREDNISolone (Depo-Medrol 40 mg/... 40 mg = 1 mL, form: Injection, IntraArticular, Once, Routine, first dose 01/12/21 12:23:00 CST, Physician Stop, stop date 01/12/21 12:23:00 CST, Patient's Own Meds , 01/12/21 12:23:00 CST	