
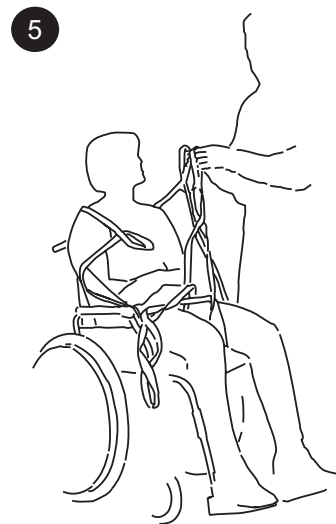
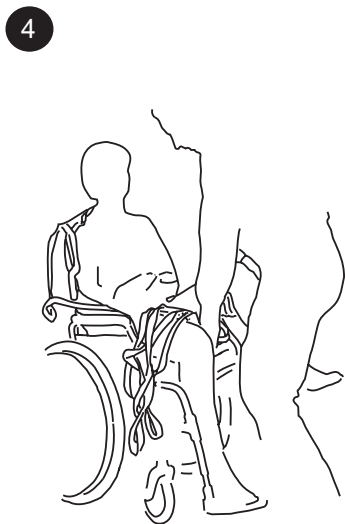
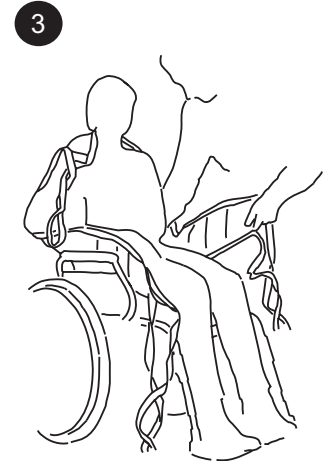


Let the sling rest on the user's shoulders or/and on the back rest cushion and pushing handles of the wheelchair. The centre band shall follow the user's spine to ensure centering of the sling.

Let the user lean forward alternatively gently push the user forward. Put the hand in the pocket on the back of the sling and let the hand follow the spine as far as to the coccyx/top of cushion.

Place your hand between the inside of the sling and the user's hip at the back cushion of the wheelchair and press the sling down to upper side of seat cushion. While one hand remains in this position you pull the leg strap towards the knee with the other hand.



Place the leg straps at right angles under the thigh. If the user's legs are too heavy to lift, slide the leg strap under the thigh by pressing one hand on the fabric between the sling inside and the thigh and pulling the leg strap in position with the other hand - or ask a colleague to help. In order to avoid strain on your arms and back remember to use your legs to perform the lift by standing with legs apart using the weight transfer technique.

Check that the top set of straps and the leg straps are of equal length to ensure that the lifting is performed simultaneously on all 4 straps.

If convenient to the user, support the upper side of the knee.

Slings/Repositioning Sheet Precautions

- Get appropriate assistance of additional employee(s).
- Match the sling to the specific lift and the weight of the patient.
- Inspect the sling fabric and straps to make sure they are not frayed or stressed at the seams or otherwise damaged. If there are signs of wear, do not use it.
- Verify and position all equipment (IVs, wound vacs, catheters, drains, etc.) that is attached to the patient to ensure a safe transfer.
- Keep all clips, latches, and hanger bars securely fastened during operation.
- Educate the patient regarding the equipment and transfer.
- Position the patient's arms inside the sling straps.
- Make sure that the patient is not restless or agitated.
- Lock the wheels on any device that will receive the patient such as a wheelchair, stretcher, bed, or chair.
- Make sure that the weight limitations for the lift and sling are not exceeded.
- Equipment must be cleaned and disinfected with a hospital approved disinfectant when soiled and in between patients.
- Slings should be removed out of service if damaged or defective.