

Discharge Summary PowerNote and Discharge Orders to Facility PowerNote

A **Discharge Summary PowerNote** and a **Discharge Orders to Facility PowerNote** should be used by all services at MUHC with the exception of the NICU. The documents include all the critical information needed by accepting providers caring for patients who are discharged to home and facilities. They ensure a high standard of care at the time of discharge. The templates are available as PowerNotes and as Dragon templates.

PowerNote Templates for Discharging to a Facility or Home

- **Discharge Orders to Facility** – Use this to communicate orders to a facility. Do NOT use this if a patient is discharging to home. For discharges to home, use the Post Discharge Orders PowerPlan.
- **Discharge Summary** – Use this when discharging a patient to a facility or home

Discharge Orders to Facility (do not use this for patients discharging to home)

- Use this powernote when the patient is going to a **facility**.

Name	Description
Discharge Orders to Facility	*2G Discharge Orders to Facility UMHC

Yellow items in the structured note and items with a **red *** are required fields. The note cannot be signed until these required fields are completed.

- **(ST)** – means a structure template is associated with that item. Click to insert the data in the note.

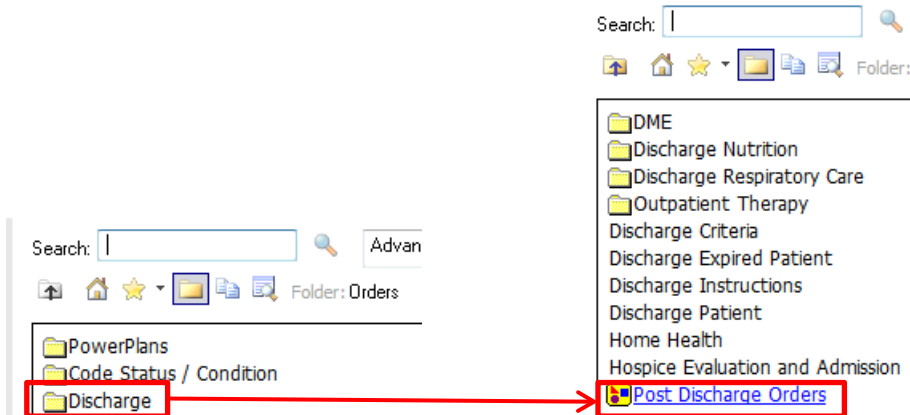
Patient: **ZTEST, ELEPHANT** MRN: 01-38-74-03-4 FIN: 60095094
Age: **25 years** Sex: **Female** DOB: **09/04/1989**
Associated Diagnoses: **None**
Author: **Broz NSS, Karen**

* **Visit Information** <Hide Structure> <Use Free Text>
* **Provider Information** Admitting Physician:=== / Discharge Physician:=== / Primary Care Physician:=== / Accepting Physician and Facility Name:=== / Insert Provider List (ST)

* **Health Status** <Hide Structure> <Use Free Text>
* **Discharge Diagnosis** Launch Diagnosis Tool / Insert Diagnosis List (ST)
* **Vital Signs at Discharge** Insert Vital Signs (ST) / Measurements (ST) / OTHER
* **Diet** Regular / Regular soft / Mechanical soft / Pured / Diabetic / Heart healthy / Renal / Dysphagia/liquid recommendations+ / OTHER
* **Swallow Precautions** None / Remain > 30 degrees with meals and 30 min after / Take liquids with cup and spoon only (no straws) / Take liquids only with straw / Tuck the chin down while swallowing / Alternate liquids and solids / OTHER

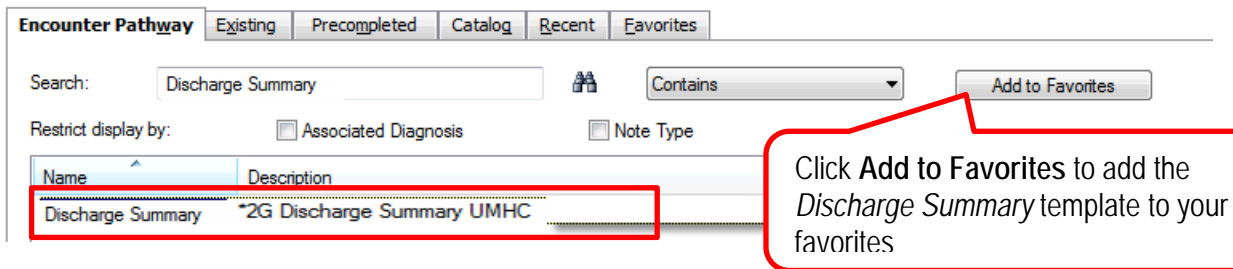
Use Discharge Orders PowerPlan if Patient is Going Home

If the patient is going home, use the **Post Discharge Orders PowerPlan** or write individual Post Discharge orders if the patient is going home just as you normally do. Those orders send a task to the appropriate service (e.g. Rehab, Social Work, Dietary) to complete the discharge to home.

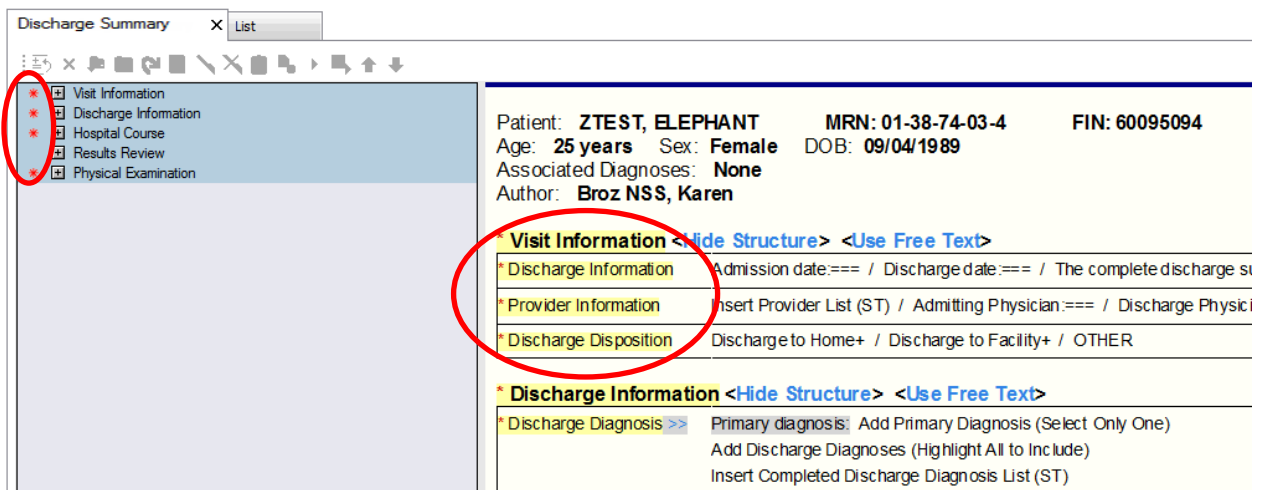


Discharge Summary (use for facility and home)

- Use the Discharge Summary PowerNote or use Dragon to dictate the Discharge Summary if the patient is going to a facility or if they are going home.



- Yellow** items in the structured note and items with a **red *** are required fields. The note cannot be signed until these required fields are completed. For example under *Visit Information* the **Discharge Statement**, **Provider Information** and **Discharge Disposition** must be filled out to satisfy the requirements for that section.



Discharge Summary X List

Visit Information
Discharge Information
Hospital Course
Results Review
Physical Examination

Patient: ZTEST, ELEPHANT
Age: 25 years Sex: Female
Associated Diagnoses: None
Author: Broz NSS, Karen

* Visit Information <Hide Structure>

* Discharge Information Admission date: / Discharge date: / Discharge time: / Discharge status: /

* Provider Information Insert Provider List: / Admitting Physician: / Discharge Physician: /

* Discharge Disposition Discharge to Home+ / Discharge to Facility+ / OTHER

Click Discharge to Home or Discharge to Facility which will open more selections

* Discharge Disposition Discharge to Facility+ / OTHER

* Discharge to Home+
* Driving Restrictions: /
* Code Status: /
* DPOA: /
Weight Bearing Status: /
Diet Restrictions: /
Swallow Precautions: /

* Discharge Disposition Discharge to Home+ / OTHER

* Discharge to Facility+ * Accepting Physician and Facility Name (ST)
* Facility Orders:
* Code Status: /
* DPOA: /
* Weight Bearing Status: /
* Diet Restrictions: /
* Swallow Precautions: /

- (ST) – means a structured template is associated with that item. For example to include the completed discharge diagnosis list click **Insert Completed Discharge Diagnosis List (ST)** and the diagnosis will pull in from the Diagnosis List.

* Discharge Information <Hide Structure> <Use Free Text>

* Discharge Diagnosis >> Primary diagnosis: Add Primary Diagnosis (Select Only One)
Add Discharge Diagnoses (Highlight All to Include)
Insert Completed Discharge Diagnosis List (ST)

* Discharge Information <Hide Structure> <Use Free Text>

* Discharge Diagnosis >> Primary diagnosis: Add Primary Diagnosis (Select Only One)
Add Discharge Diagnoses (Highlight All to Include)
Diagnoses: Anxiety disorder NOS; Congestive heart disease; Diabetes

Medication Changes – When you click the == an “other” box will appear. Either type the medications in freetext with an explanation OR insert the ..home medications autotext and delete the items that are not needed in that category.

* Medication Changes

* New: ==
* Dose Adjusted: ==
* Discontinued: ==
OTHER

Click New: ==

New: ==

Arial
..hom
..homemedications *
..homemedicationswithcompliance *

Freetext the medications with an explanation OR Type ..hom and select the homemedications* item

New: ==

Arial 10

Prescription Medications

insulin glargine (insulin glargine (LANTUS) 100 units/mL Subcutaneous Injection): 0.1 mL Subcutaneous qAM
acetaminophen (acetaminophen 325 mg): 325 mg 1 Tablet(s) Oral q4h PRN (for fever) Test script
alprazolam (Xanax 1 mg): 0.5 mg 0.5 Tablet(s) Oral tid PRN (for anxiety) 2 hrs before bedtime and 1 hr before
amphetamine-dextroamphetamine (Adderall XR 20 mg , extended release)
doxycycline (doxycycline 20 mg): 20 mg 1 Tablet(s) Oral q12h
Misc. Medication (Contraception): See Instructions Take one tablet per day

Highlight and delete medications that are not new and click OK.

* Medication Changes	<p>* New:=== insulin glargine (insulin glargine (LANTUS) 100 units/mL Subcutaneous Injection): 0.1 mL Subcutaneous qAM</p> <p>* Dose Adjusted:=== * Dis continued:=== OTHER</p>
<p>The new medication will appear in the <i>New</i> category. Follow the same pattern for Dose Adjusted and Discontinued as appropriate.</p>	
* Medication Changes	<p>Display Dis charge/Home Me</p> <p>* New:=== * Dose Adjusted:=== * Dis continued:=== * Held:===</p>
<p>Click the Insert Home Medications: Must Select After Meds Rec Complete (ST) to insert the complete medication list. Only insert <u>after</u> DC Meds Rec is complete so the list will be accurate.</p>	
* Complete Medication List	<p>Insert Home Medications: Must Select After Meds Rec Complete (ST) / OTHER</p>

New Dragon Templates Available for Discharge Summary and Discharge Orders to Facility

Three new Dragon templates are also available:

- Discharge Summary to Home
- Discharge Summary to Facility
- Discharge Orders to Facility